



Light Bee 



photo non contractuelle

BASIC SPECS :

MOTOR



MOTOR TYPE :	BLDC (BRUSHLESS DIRECT CURRENT)
MOUNTING POSITION :	CENTRAL
WEIGHT :	7.0KG
MOTOR EXTERNAL DIAMETER :	Φ180mm
MOTOR AXIAL LENGTH :	130mm
PEAK EFFICIENCY :	95.60%
COOLING METHOD :	AIR-COOLED

CONTROLLER



CONTROLLER TYPE :	SIN-Cosin
WEIGHT :	1.6KG
DIMENSION :	240mm x 110mm x 50mm
PEAK EFFICIENCY :	98.50%
TRAVELING WAVE CURRENT :	80A



MOTOR POWER SYSTEM (MOTOR + CONTROLLER)

RATED VOLTAGE :	60V (DC)
RATED POWER :	3000W
PEAK POWER :	6000W
RATED TORQUE :	8.5N.m
PEAK TORQUE :	200N.m
RANGE OF ROTATION SPEED :	0-5200rpm
PEAK EFFICIENCY :	97.8%

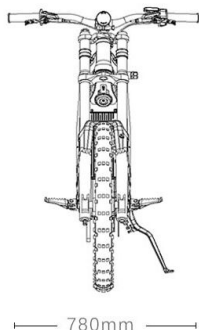
TRANSMISSION

TRANSMISSION MODE :	BELT + CHAIN
---------------------	--------------

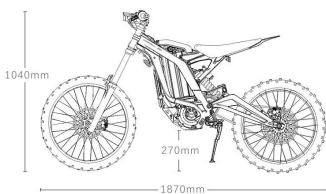
ELECTRONIC COMPONENT

BATTERY :	60V 32Ah LITHIUM BATTERY WITH 176 PANASONIC CELLS
CHARGER :	10A FOR 60V
CHARGING TIME :	2.5 HOURS
USB CHARGING PORT :	USB-2.1A SINGLE SOCKET (FOR RECHARGING EXTERNAL DEVICE)
SPEEDOMETER :	LCD DIGITAL SPEEDOMETER

VEHICLE





CHASSIS MATERIAL :	AL 6061 T4 & T6 ALUMINUM ALLOY
CHASSIS WEIGHT :	7.8KG
FRONT ABSORBERS :	DNM USD-8 (ADJUSTABLE COMPRESSION / RELIEF)
REAR ABSORBER :	FASTACE ABSORBER (ADJUSTABLE COMPRESSION / RELIEF)
WHEEL TYPE & SIZE :	SPOKE WHEELS, FRONT/REAR 19 x 1.4
TIRE SIZE :	FRONT/REAR 70/100-19
TIRE BRAND :	CST BRAND TIRE
TOP SPEED :	45KM/H (70KM/H OFF-ROAD)
MAX. RANGE :	100KM
FRONT & REAR BRAKE :	HYDRAULIC DISC BRAKE
DISC DIAMETER :	203MM
N.W. :	50KG
MAX. LOAD :	100KG
VEHICLE DIMENTION :	1870MM x 780MM x 1040MM
MIN. GROUND CLEARANCE :	270MM
WHEEL BASE :	1260MM



ELECTRIC VEHICLE ENGINEERING

www.eve.bike / www.sur-ron.bike

hello@eve.bike

  @eve.bike @sur-ron.bike